

## Quick Reference Guide: Re-Grading

Re-grading a team occurs during a current season and allows a team to be up-/down-graded to a different division once matches have been played.

Where required, the migration of squad lists, match data and ladder points is facilitated.

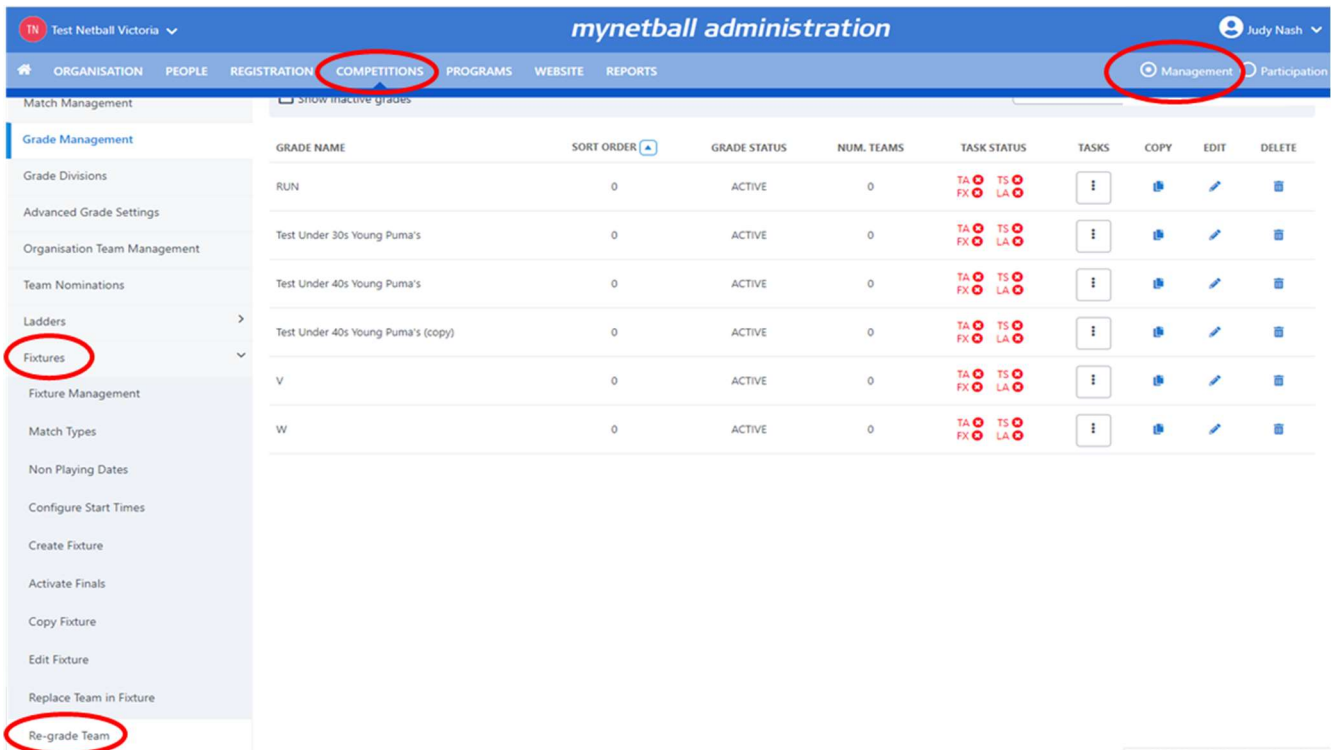
Typically, this occurs in competitions that allow re-grading to occur if a team is winning or losing a large percentage of their matches.

**If votes have been entered for players in these teams, regrading will not work. Please remove votes before proceeding.**

It is important that you know EXACTLY who you are wanting to re-grade before starting this process as it is a lot of work if you get this wrong.

This is not something that Clubs can do, it must be completed at Association or League level.

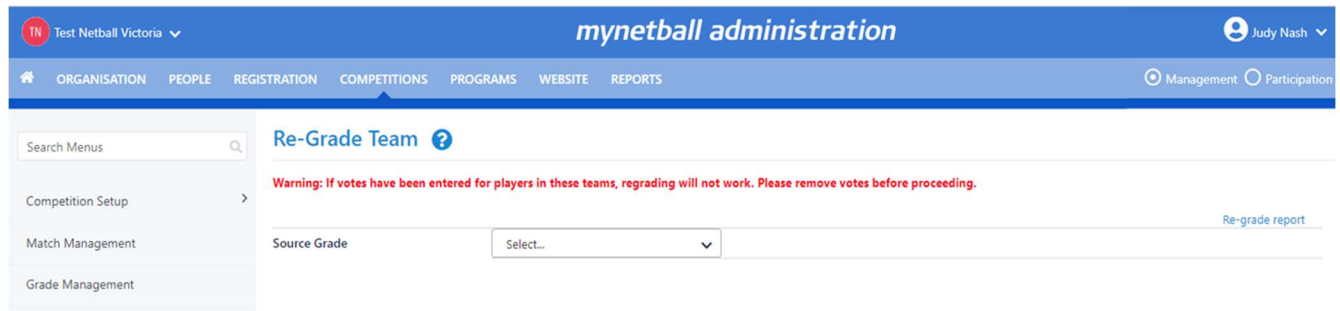
### Management >> Competitions >> Fixtures >> Re-Grade Team



The screenshot shows the 'mynetball administration' interface. The top navigation bar includes 'ORGANISATION', 'PEOPLE', 'REGISTRATION', 'COMPETITIONS', 'PROGRAMS', 'WEBSITE', and 'REPORTS'. The 'COMPETITIONS' tab is highlighted. On the right, there are buttons for 'Management' and 'Participation', with 'Management' being the active selection. The left sidebar shows a tree view under 'Match Management' with 'Grade Management' expanded. Under 'Grade Management', 'Fixtures' is highlighted, and its sub-menu 'Re-grade Team' is also highlighted. The main content area displays a table of grades.

GRADE NAME	SORT ORDER	GRADE STATUS	NUM. TEAMS	TASK STATUS	TASKS	COPY	EDIT	DELETE
RUN	0	ACTIVE	0	TA FX TS LA				
Test Under 30s Young Puma's	0	ACTIVE	0	TA FX TS LA				
Test Under 40s Young Puma's	0	ACTIVE	0	TA FX TS LA				
Test Under 40s Young Puma's (copy)	0	ACTIVE	0	TA FX TS LA				
V	0	ACTIVE	0	TA FX TS LA				
W	0	ACTIVE	0	TA FX TS LA				

This will bring you to the [Re-Grade Team](#) page.



Test Netball Victoria ▼ mynetball administration Judy Nash ▼

ORGANISATION PEOPLE REGISTRATION COMPETITIONS PROGRAMS WEBSITE REPORTS Management Participation

Search Menus

Competition Setup

Match Management

Grade Management

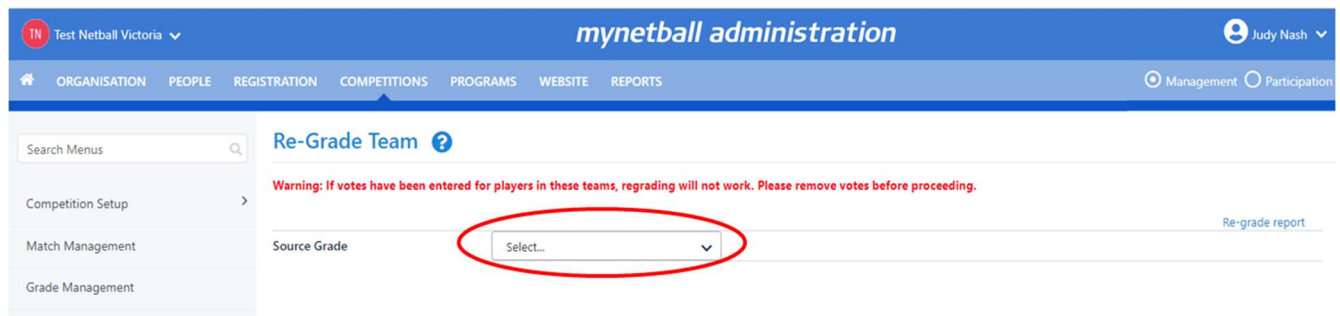
Re-Grade Team ?

Warning: If votes have been entered for players in these teams, regrading will not work. Please remove votes before proceeding.

Source Grade Select...

Re-grade report

Here you need to select the “source grade”. This is the grade that you want to move a team out of.



Test Netball Victoria ▼ mynetball administration Judy Nash ▼

ORGANISATION PEOPLE REGISTRATION COMPETITIONS PROGRAMS WEBSITE REPORTS Management Participation

Search Menus

Competition Setup

Match Management

Grade Management

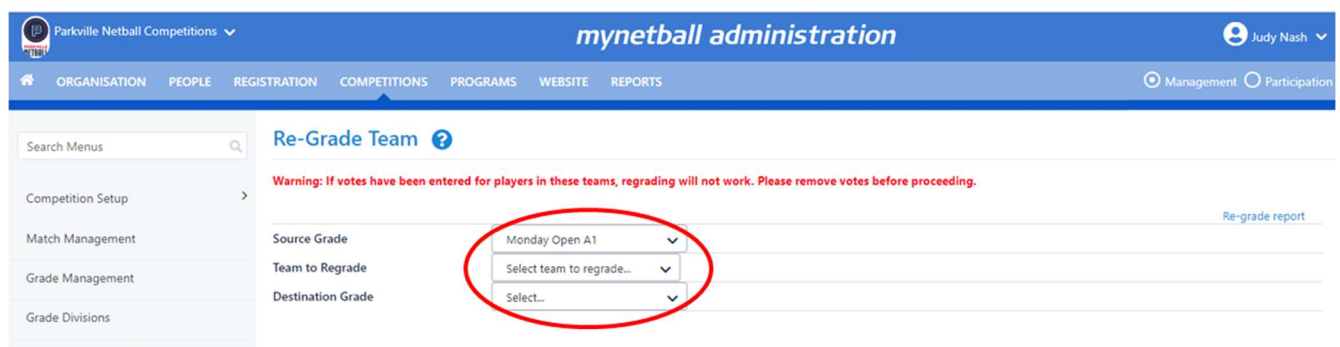
Re-Grade Team ?

Warning: If votes have been entered for players in these teams, regrading will not work. Please remove votes before proceeding.

Source Grade Select...

Re-grade report

Once you select the “source grade” you will be prompted to select the team to re-grade and the destination grade.



Parkville Netball Competitions ▼ mynetball administration Judy Nash ▼

ORGANISATION PEOPLE REGISTRATION COMPETITIONS PROGRAMS WEBSITE REPORTS Management Participation

Search Menus

Competition Setup

Match Management

Grade Management

Grade Divisions

Re-Grade Team ?

Warning: If votes have been entered for players in these teams, regrading will not work. Please remove votes before proceeding.

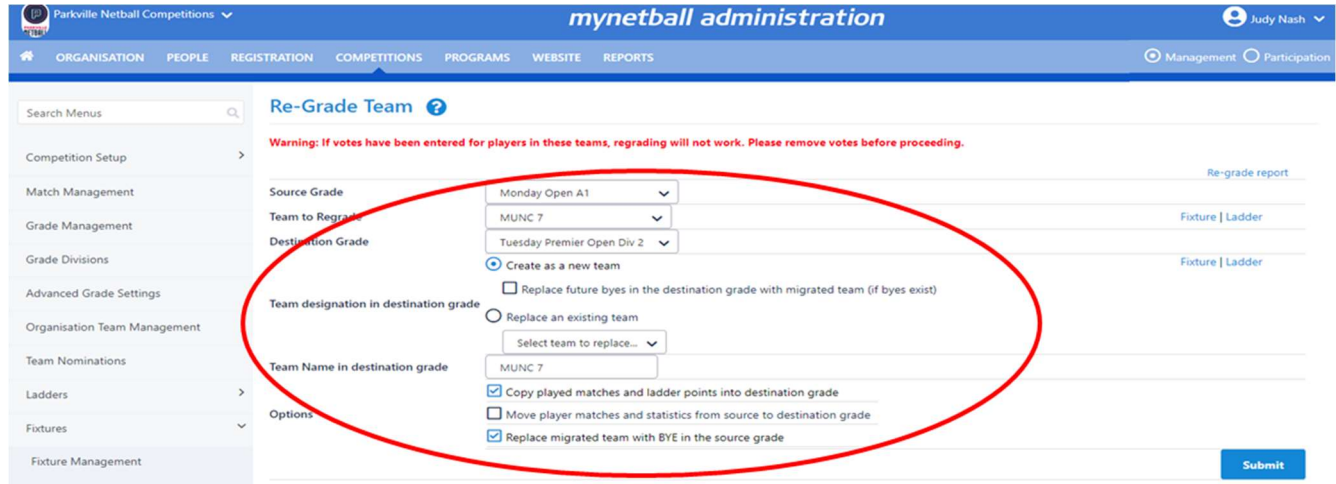
Source Grade Monday Open A1

Team to Regrade Select team to regrade...

Destination Grade Select...

Re-grade report

Once you have selected these parameters, you will then be prompted to provide some additional information around the re-grading process.



**Re-Grade Team** ?

**Warning:** If votes have been entered for players in these teams, regrading will not work. Please remove votes before proceeding.

Source Grade: Monday Open A1

Team to Re-grade: MUNC 7

Destination Grade: Tuesday Premier Open Div 2

☒ Create as a new team

☐ Replace future byes in the destination grade with migrated team (if byes exist)

☐ Replace an existing team

Select team to replace...

Team Name in destination grade: MUNC 7

☒ Copy played matches and ladder points into destination grade

☐ Move player matches and statistics from source to destination grade

☒ Replace migrated team with BYE in the source grade

[Re-grade report](#)

[Fixture | Ladder](#)

[Fixture | Ladder](#)

[Submit](#)

**Note** the following when adding this additional information.

- **Team designation in destination grade.**

- **Create as a new team**

This adds the team to the destination grade.

Should be used if no bye or no team is available for swapping grades in the upcoming matches.

Need to restart draw creator wizard to reflect the team change in fixture.

Seeding for teams will be auto adjusted in both destination & source grade.

- **Replace future byes in the destination grade with migrated team (if byes exist)** This slot the migrated team in upcoming bye matches in destination grade.

You may not need to re-run draw creator.

This option is perfect if a bye is available for the upcoming matches.

Seeding for teams will be auto adjusted in source grade.

- **Replace an existing team**

This will remove a specified team from any future matches in the fixture of the Destination Grade and replace it with the Migrated Team. You select the team to be replaced.

May not need to re-run draw creator.

Perfect in case moving out team is available for the upcoming matches.

Seeding for teams will be auto adjusted in source grade.

▪ **Team Name in destination grade**

You can change the name of the team as it enters the new grade.

▪ **Options**

○ **Copy played matches and ladder points into destination grade.**

A copy of matches played by the migrated team will be created in the fixture of the Destination Grade (shown in red in Season Fixture). These are used for ladder calculations.

This helps to recalculate ladder points for destination grade including matches played by migrated team.

There might be a missing or surplus of matches played in case the timing of two grades involved is different

i.e. team may play more or less matches than those in destination grade.

This will at the same time hide the team from source grade's ladder display.

Seeding for teams will be auto adjusted in both destination & source grade.

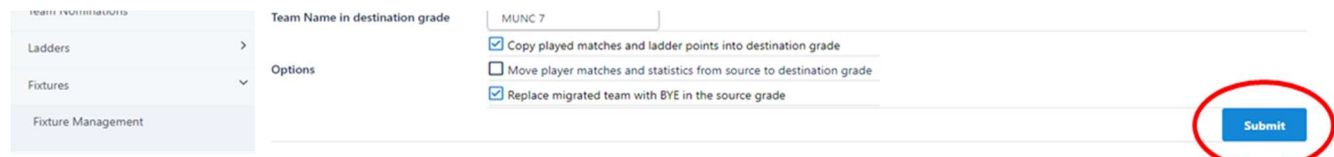
○ **Move player matches and statistics from source to destination grade.**

See comments above.

○ **Replace migrated team with BYE in the source grade.**


The fixture in the source grade will be updated with the Migrated team being replaced with a BYE in future matches. Any matches that would result in 'BYE v BYE' will be deleted.

Once you have set all the parameters for regrading, click **SUBMIT**.



The screenshot shows a web form for regrading. On the left is a sidebar with 'Ladders', 'Fixtures', and 'Fixture Management'. The main area has a 'Team Name in destination grade' field with 'MUNC 7' entered. Below it are three checkboxes under the 'Options' heading: 'Copy played matches and ladder points into destination grade' (checked), 'Move player matches and statistics from source to destination grade' (unchecked), and 'Replace migrated team with BYE in the source grade' (checked). A blue 'Submit' button is circled in red on the right.

You will get a message to indicate if the re-grading was successful and what steps were carried out as part of this.



The team has been successfully re-graded. The following steps were carried out:

- Added new teams to destination grade (team number 1)
- Migrated 3 played matches into destination grade
- Replaced 17 unplayed matches in source grade with BYE
- Deleted 2 unplayed BYE v BYE matches in source grade
- Set team to be hidden in ladder within source grade
- Fixed source grade seedings
- Fixed destination grade seedings
- Recalculated destination grade ladder

[Click here](#) to re-do the draw for future rounds to include the added team.

**Warning: If votes have been entered for players in these teams, regrading will not work. Please remove votes before proceeding.**

If you click here to re-do the draw, you will be taken to the [Create Draw](#) page.



The team has been successfully re-graded. The following steps were carried out:

- Added new teams to destination grade (team number 1)
- Migrated 3 played matches into destination grade
- Replaced 17 unplayed matches in source grade with BYE
- Deleted 2 unplayed BYE v BYE matches in source grade
- Set team to be hidden in ladder within source grade
- Fixed source grade seedings
- Fixed destination grade seedings
- Recalculated destination grade ladder

[Click here to re-do the draw for future rounds to include the added team.](#)

**Warning: If votes have been entered for players in these teams, regrading will not work. Please remove votes before proceeding.**

When re-grading, it is recommended that you review the newly re-graded team, including:

- Checking the fixtures of both source & destination grade and rerunning the draw creator wizard if necessary
- Checking the ladder display of both source & destination grade.
- Checking the Team settings in Grade manager page.