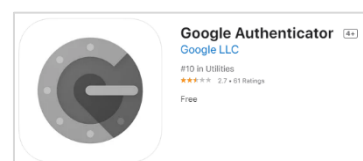


Netball Connect uses Two Factor Authenticator to add an additional layer of security to your account. It means there is an additional login credential.

The first step in accessing your profile is entering your username and password, the second step is to scan the QR code that appears on the screen. Scan the QR code with your phone camera, in your Authenticator app you will be asked to save the code. You will only have the option to scan the QR code once, and for any subsequent logins you will need to open your Authenticator App and enter the new code. Authenticator codes change every 30 seconds.

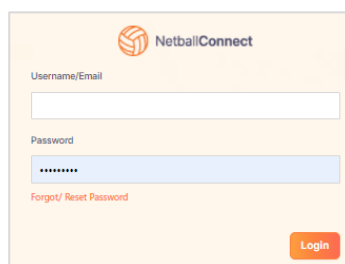
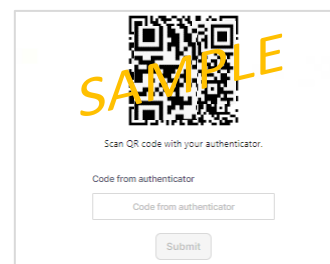
Any authenticator app will work, if you do not have one, we recommend Google Authenticator App. Download via the links - [iPhone](#) or [Android](#).



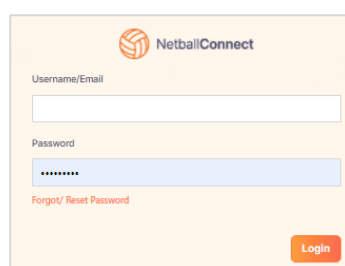
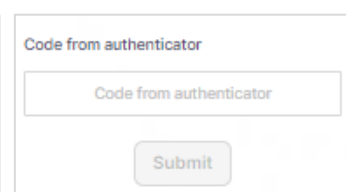
Login to Netball Connect:

- Association/League/Club Administrators login to your admin site [here](#).
- Personal user profiles (ie players, parents etc) login [here](#).

The first time you login enter your username and password. The second step is to scan the QR code on the screen with your phone camera, the authenticator app will open, and give you a code for Netball Connect enter this to login.

For future logins you will enter your username and password as usual. The second step will be to open your authenticator app, find the code for Netball Connect and enter it.

### **Forgotten your Password?**

Select the Forgot/Reset Password. The password reset link can be sent to your email or phone. The Two Factor Authenticator can be reset if you have not saved the code to your app. Please contact your Association or Club for assistance.

