

PLAYER STATISTICS

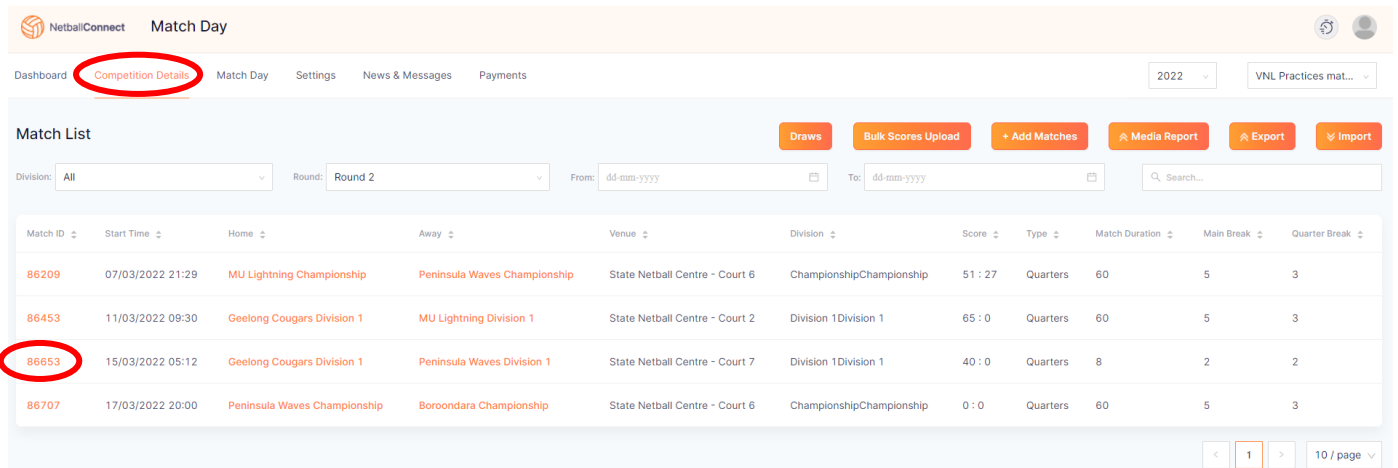
Match Day - Select the name of the competition under Participating In Competitions.

The home team will have access to enter scores and player statistics for each home game.
The home team must enter the player statistics for the away team.
Leagues and clubs will determine which player statistics will be recorded.

Match Day > Competition Details > Matches

Filter All Divisions and Round.

Click on the Match ID.



NetballConnect Match Day

Dashboard **Competition Details** Match Day Settings News & Messages Payments

2022 VNL Practices mat...

Match List

Draws Bulk Scores Upload + Add Matches Media Report Export Import

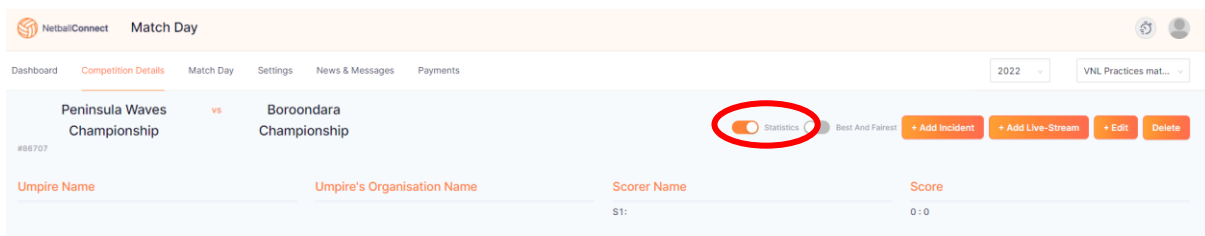
Division: All Round: Round 2 From: dd-mm-yyyy To: dd-mm-yyyy Search...

Match ID	Start Time	Home	Away	Venue	Division	Score	Type	Match Duration	Main Break	Quarter Break
86209	07/03/2022 21:29	MU Lightning Championship	Peninsula Waves Championship	State Netball Centre - Court 6	ChampionshipChampionship	51 : 27	Quarters	60	5	3
86453	11/03/2022 09:30	Geelong Cougars Division 1	MU Lightning Division 1	State Netball Centre - Court 2	Division 1Division 1	65 : 0	Quarters	60	5	3
86653	15/03/2022 05:12	Geelong Cougars Division 1	Peninsula Waves Division 1	State Netball Centre - Court 7	Division 1Division 1	40 : 0	Quarters	8	2	2
86707	17/03/2022 20:00	Peninsula Waves Championship	Boroondara Championship	State Netball Centre - Court 6	ChampionshipChampionship	0 : 0	Quarters	60	5	3

< 1 > 10 / page

Statistics

Click the Statistics slide toggle for player names and statistics to appear.



NetballConnect Match Day

Dashboard Competition Details Match Day Settings News & Messages Payments

2022 VNL Practices mat...

Peninsula Waves Championship vs Boroondara Championship

#86707

Statistics Best And Fairest + Add Incident + Add Live-Stream + Edit Delete

Umpire Name Umpire's Organisation Name Scorer Name Score

S1: 0 : 0

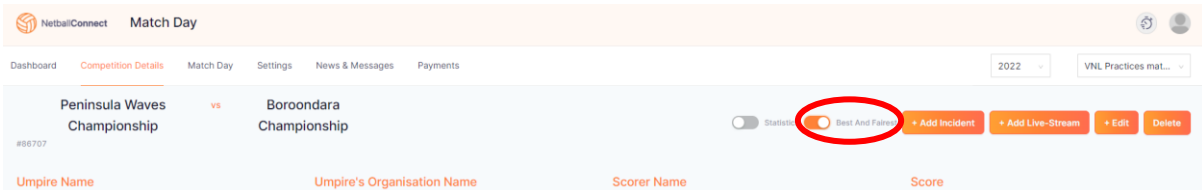
Enter a position alongside those playing in goal shooter or goal attack positions. Multiple positions can be entered per player per quarter. Enter the total number of goals scored and goals missed in the box alongside individuals in those goaling positions. To display **quarter-by-quarter scores**, position tracking must be enabled. Goaling statistics must be entered for each player, in each quarter. Just tick the box under Played Full Period column for all non-goaling positions. Use the x to remove any incorrect entries. If any player did not take the court, do not mark any information in their line.

Name	Period 1				Period 2				Period 3				Period 4			
	Position	Goals	Misses	P Miss	Position	Goals	Misses	P Miss	Position	Goals	Misses	P Miss	Position	Goals	Misses	P Miss
Anna Smith	Goal Shooter + Add Position	10	2		Goal Shooter + Add Position	4	10		Goal Attack + Add Position				Goal Shooter + Add Position			
Arlene Bennett	Goal Attack + Add Position	1						<input checked="" type="checkbox"/>				<input checked="" type="checkbox"/>				<input checked="" type="checkbox"/>
Charlotte Morey								<input checked="" type="checkbox"/>				<input checked="" type="checkbox"/>				<input checked="" type="checkbox"/>
Cleo Loftis					Goal Attack + Add Position	2	2		Goal Shooter + Add Position	4	1		Goal Attack + Add Position	4	2	

Scroll to the bottom of the page and click **save**.

Best on Court

Click the Best and Fairest slide toggle and scroll to the bottom of the page.



Click on select player and choose a player name from the drop-down list. When all selections have been entered for the home and away team click save.

Best and Fairest - Media Report

Home Team Players

- Select Player 3
- Select Player 2
- Select Player 1

Away Team Players

- Select Player 3
- Select Player 2
- Select Player 1

Cancel Save

Match Result

Return to **Match Day > Competition Details > Matches**

Confirm the correct score has been entered for each game.

If the score is incorrect, there has been an error entering the goals scored per player. Return to the player statistics page and review the goals entered alongside each player's name.