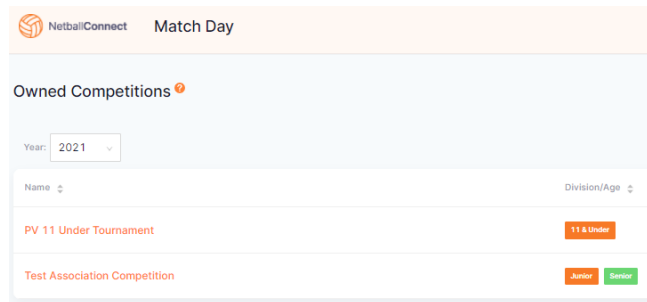
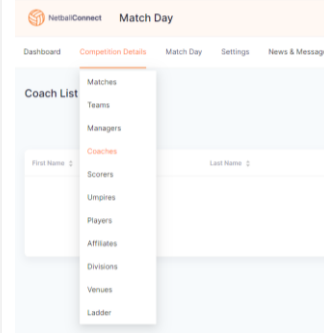


Select the match day module

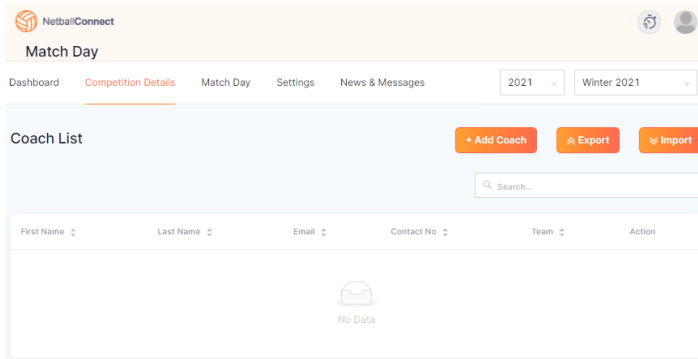
Select the relevant competition on the dashboard.



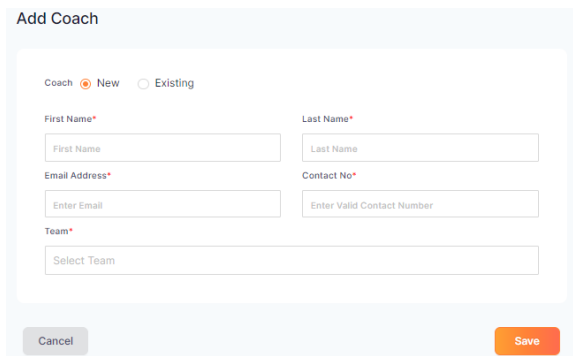
Select Competition Details > Coaches.



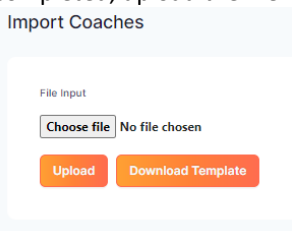
You have the option to add one coach at a time or import a list of coaches.



To add one coach at a time select . If the coach has a Netball Connect profile associated to your club, you can add them as an 'Existing' User. If the coach doesn't have a Netball Connect profile with your club, check with the coach to see whether they have a Netball Connect profile at all. If they do, add them as a 'New' coach with the same email & phone number as their existing profile, as to avoid creating a 'duplicate' profile. If they don't yet have a Netball Connect profile, you can create one for them here.



If importing coaches select . Select download template. Add coach data to the template. Once completed, upload the file.



Coaches can view the teams matches on their schedule (home page) on the NetballConnect app.



ADD COACHES TO TEAMS

Quick Reference Guide