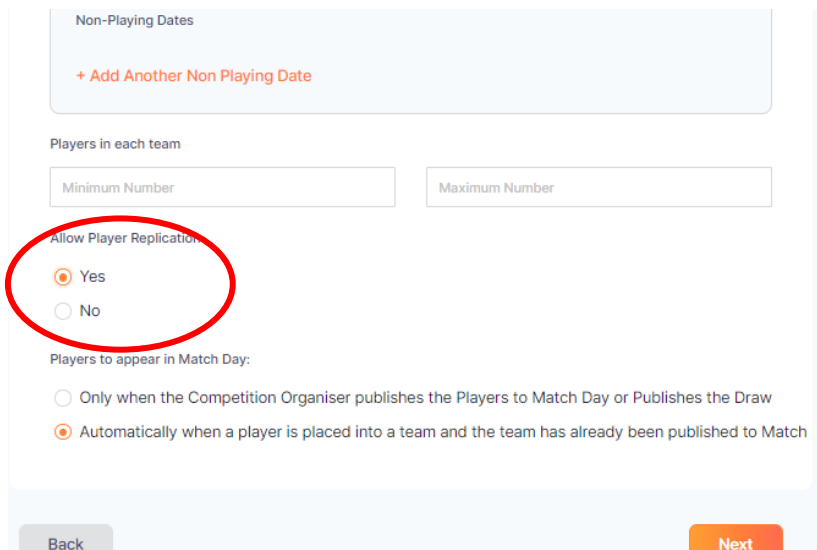


## NETBALL CONNECT - REPLICATE PLAYER

The replicate player function will duplicate a registered player's name and allow that player to be selected into multiple teams. This will remove the requirement for individuals to register into the same competition multiple times.

### Competition > Owned Competitions > Competition Details

The Association or League must enable the Replicate Player function. This can be done when creating the competition, or at anytime after the competition has been created.



Non-Playing Dates

+ Add Another Non Playing Date

Players in each team

Minimum Number  Maximum Number

Allow Player Replication

Yes

No

Players to appear in Match Day:

Only when the Competition Organiser publishes the Players to Match Day or Publishes the Draw

Automatically when a player is placed into a team and the team has already been published to Match

Back Next

## FOR ASSOCIATIONS

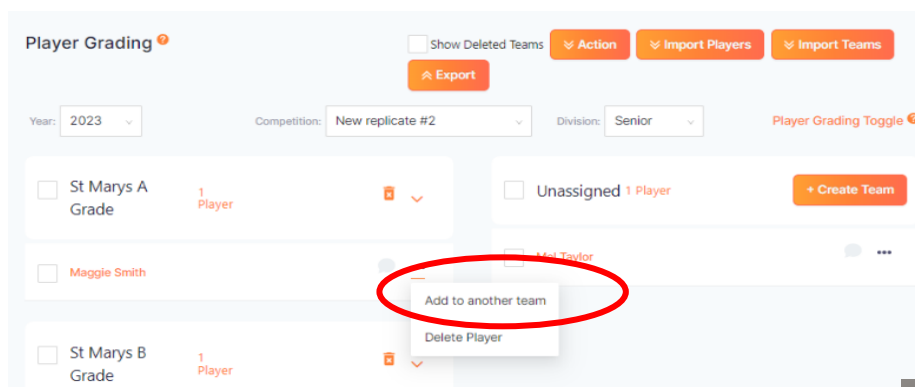
### Competition > Own Competitions > Player Grading

Select the year, competition name and division.

- The individual must be registered to the competition.
- The individual must be selected into a Team first.

Click the three dots next to the player's name.

Click *Add to another team*.



Player Grading Show Deleted Teams

Action Import Players Import Teams

Export

Year: 2023 Competition: New replicate #2 Division: Senior Player Grading Toggle

St Marys A Grade 1 Player

Unassigned 1 Player + Create Team

Maggie Smith

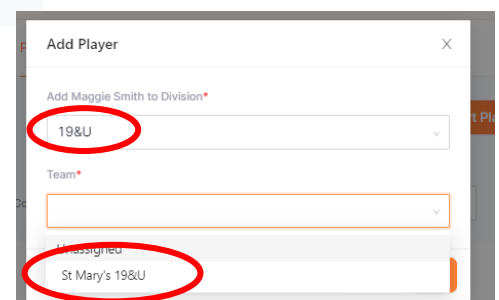
St Marys B Grade 1 Player

Add to another team

Delete Player

A pop-up box will appear.

Select the name of the division and the name of the second team that player will be participating in.



Add Player

Add Maggie Smith to Division\*

19&U

Team\*

Unassigned

St Mary's 19&U

## FOR CLUBS

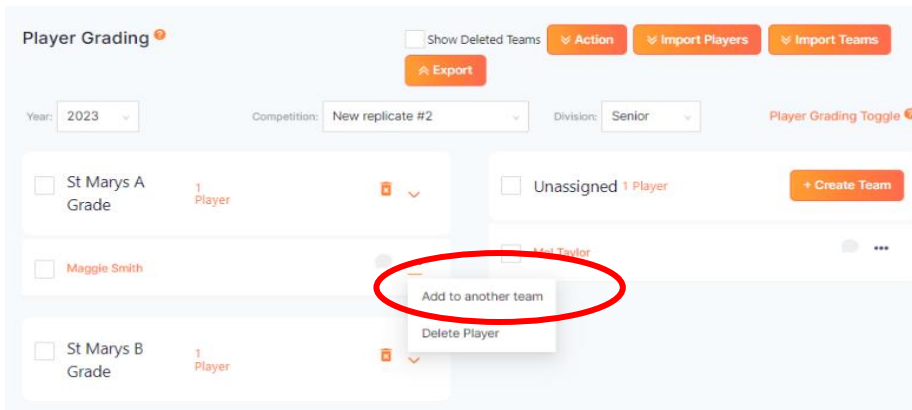
### Competition > Participating-In Competitions > Player Grading

Select the year, competition name and division.

- The individual must be registered to the competition.
- The individual must be selected into a Team first

Click the three dots next to the player's name.

Click *Add to another team*.



A pop-up box will appear.

Select the name of the division and the name of the second team that player will be participating in.

